



www.interporc.com
www.interporcspain.org



WHAT IS INTERPORC ?

INTERPORC Spain – Organización Interprofesional Agroalimentaria del Porcino de Capa Blanca (Spanish Inter-professional Agri-Food Organization for White Pork) is a non-profit entity that represents the entire Spanish white pork sector, including its production, industrial processing and marketing. It is the most important Inter-professional organization of the meat sector given the volume of the pork production in our country.



1 THE SPANISH WHITE PORK MEAT SECTOR: THE POWER OF A LEADER

LEADER IN PRODUCTION

- High technology and innovation and continued genetic improvement in farms
- First producer of the European Union
- Third largest producer in the world

INNOVATIVE INDUSTRY WITH A CLEAR INTERNATIONAL VOCATION

- Fourth largest producer in the world in pork meat and pork meat products

86.000 livestock farms
29 million pigs

More than 4 million tons of meat production



2 SUSTAINABILITY: THE SPANISH & EUROPEAN SYSTEM OF PRODUCTION

Spain applies the European system of production, whose standards of quality and food safety are the highest in the world

This sustainable system of production guarantees:

- Prevention of animal diseases.
- Animal welfare.
- Care & Respect of the environment.
- Employees safety.
- Food Safety, thanks to the traceability system "from farm to fork".



... And all of this is translated into HEALTHY, SAFE AND HIGH QUALITY MANUFACTURED PRODUCTS



3 THE SUSTAINABILITY OF THE SPANISH WHITE PORK SECTOR

Objective: Environmental neutrality and compliance with the SDGs

Since 2018 INTERPORC has been part of the Spanish Network of the United Nations Global Compact, for the achievement of the 17 Sustainable Development Goals (SDG).


Reduction of 30% GHG emissions in the coming years

Decrease energy consumption by 38%




4 INDUSTRIAL POWER

It is a modern, innovative and highly qualified professional sector



200.000 direct jobs in livestock activity



81.000 direct jobs in the industrial sector

5 SPANISH PORK: OUR WHITE LAYER STAR

Our Mediterranean Diet

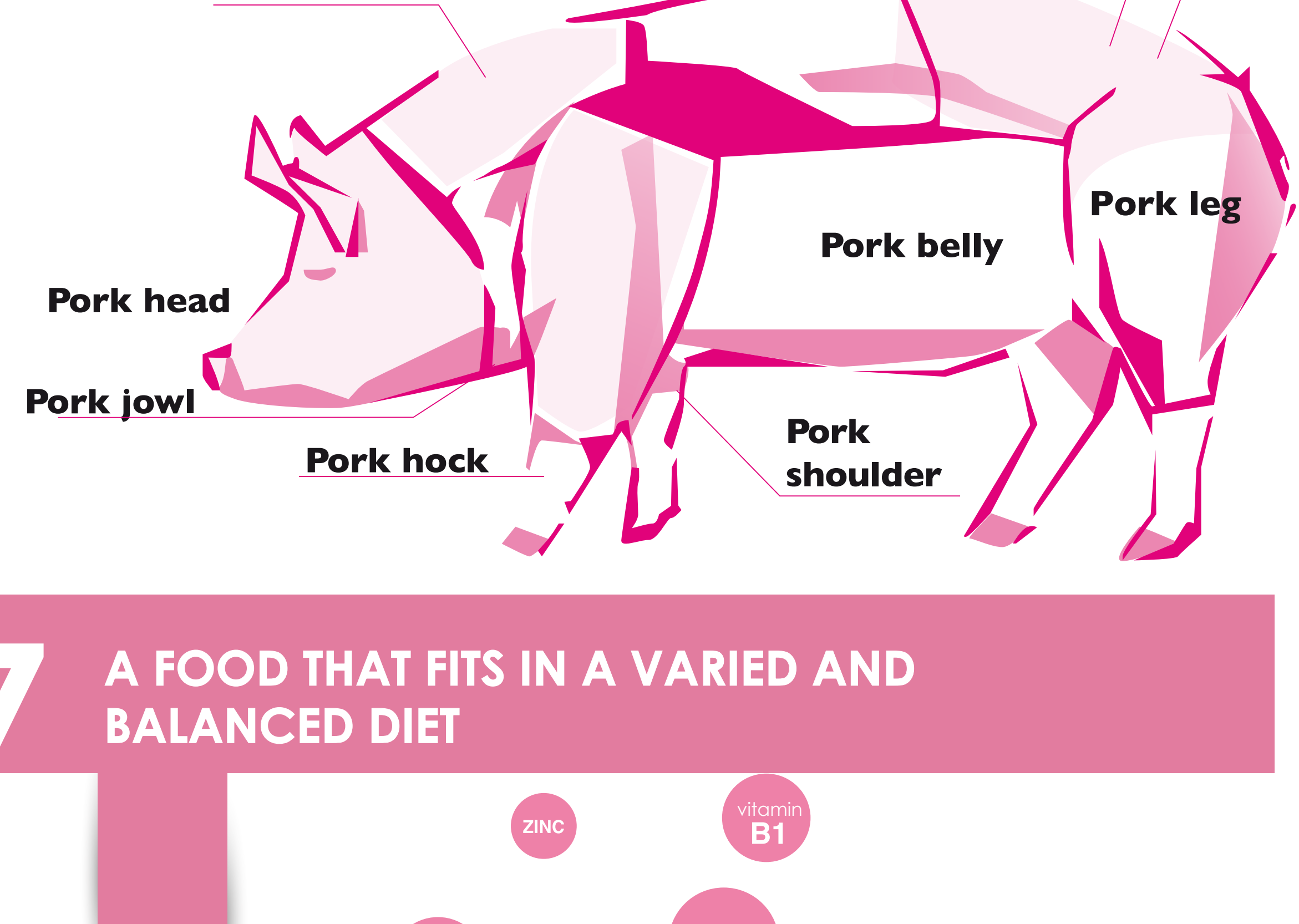
Wide Culinary Possibilities



Tradition Culture
Innovation Versatility
Safety and food quality
Supply capacity
Gastronomic fusion

Our best Spanish white pork meat

6 PORK PARTS



7 A FOOD THAT FITS IN A VARIED AND BALANCED DIET



INCLUDED WITHIN THE MEDITERRANEAN DIET

8 INTERNATIONAL LEADERSHIP

Consolidated as one of the four major pork exporting powers in the world

2021

MORE THAN 3 MILLION TONNES
MORE THAN 7,700 MILLION EUROS

130 MARKETS WORLDWIDE

Safety, Quality, Traceability, Technology, Innovation, Professionalism, Supply capacity

9 VIETNAM

In 2021, Spain was the sixth largest supplier of pork to Vietnam, behind Russia, Germany, Brazil, Poland, and Canada.

Spanish exports in 2021 reached 11,510 tons for a value of 15.64 million euros, indicating an apparent average price of 1.36 euros/kilo, these Spanish exports would be equivalent to 6.0% of all Vietnamese imports of meat and processed from pork in 2021.

In August 2020, Vietnam and the EU signed a free trade agreement (EVFTA) that will free most tariffs in a period of 10 years and will facilitate foreign investment in the country, all of which will lead to the promotion of commercial exchanges between Vietnam and the EU.

MAIN SUPPLIER MARKETS			2021 year	
	Imports in Volumen (tons)	% EXPORT SPAIN	Imports in Value (euros)	% Supplier country s/total imports
1	Russia	74,225	38.95%	
2	Germany	35,715	18.74%	
3	Brazil	20,865	10.95%	
4	Poland	17,304	9.08%	
5	Canada	7,920	4.16%	
6	Spain	6,477	3.43%	
7	Italy	4,137	2.17%	
8	Australia	3,993	2.10%	
9	USA	3,872	2.03%	
10	Belgium	3,856	2.02%	
TOP 10 markets		178,364	93.60%	
Rest of the world		12,204	6.40%	
TOTAL IMPORTS		190,568	100.00%	

Source: INTERPORC from GTA
The data on imports from Spain provided by GTA differ from the data on Spanish exports to Vietnam provided by DATACOMEX/EUROSTAT

Spanish exports of meat and pork products to Vietnam 2021				
YEARS	SPANISH EXPORTS TO THE COUNTRY/MARKET (Thousands of Euros)	(Thousands of ton)	TOTAL IMPORTS OF THE COUNTRY/MARKET (Thousands of ton)	% EXPORT SPAIN S/TOTAL IMPORT. OF THE COUNTRY/MARKETS (Volume)
2014	3,847	3.34	4.00	83.53%
2015	7,108	7.07	8.00	88.36%
2016	13,780	11.89	11.00	108.12%
2017	8,325	8.46	13.00	65.07%
2018	11,121	13.04	20.00	65.19%
2019	11,776	12.09	198,465	175.98
2020	20,084	15.22	308,599	223.43
2021	15,638	11.51	308,964	193.37
% Variation 2021/2020	306.54%	244.47%	---	4664.18%
---	---	---	---	-92.77%

Source: INTERPORC from DATACOMEX, USDA, MAPA & GTA (Derived from Bill of Lading Data Collected from third-party Sources)
GTA only provides information on imports and exports from the year 2019. The values for the years 2017 and 2018 come from the USDA and the previous ones have been theoretically calculated from the available statistics on production, consumption and exports.

Structure and evolution of Spanish exports by products 2021			
TYPE OF PRODUCTS (FARIC)	SPANISH EXPORTS IN VALUE (thousands of euros)	SPANISH EXPORTS IN VOLUME (tons)	% PRODUCTS /TOTAL SPANISH EXPORTS (volume)
Fresh, chilled or Frozen meats (0203)	4,803	2,655	23.1%
Fat (020630+020641+020649)	6,424	5,417	47.1%
Offal (020910)	3,431	3,351	29.1%
Cured hams and shoulders (02101+020119)	772	46	0.4%
Cured hams and shoulders (160241+160242)	1	0	0%
Cured and cooked sausages (1603)	160	14	0.1%
Meat preparations and carcases (16021+16022+16029)	48	25	0.2%
TOTAL PIG SECTOR (without Live Animals)	15,638	11,508	100%

Source: INTERPORC from DATACOMEX/EUROSTAT

